

**THAKURDESAI & ASSOCIATES**  
**CHARTERED ACCOUNTANTS**

MAY QUEEN, 492, 33RD ROAD,  
BANDRA (WEST), MUMBAI – 400 050.  
TELEPHONE : 2646 4407 / 4600  
FAX : 2600 4312  
e-mail : caudayt@gmail.com

**AUDITOR'S REPORT**

**1. Report on the Financial Statements**

We have examined the accompanying financial statements of **Computer Society of India, Hyderabad Chapter** having its Office at 302, Archana Arcade, Opp. Railway Reservation Complex, Secundarabad, which comprises of Balance Sheet as at 31<sup>st</sup> March, 2016 and as of 30<sup>th</sup> September, 2016 and also relevant Income and Expenditure Accounts and the summary of significant accounting policies and other explanatory information.


**2. Management's Responsibility for the Financial Statements**

The Management is responsible for the preparation of these financial statements that give a true and fair view of the financial position and financial performance of the Society. This responsibility includes the design, implementation and maintenance of internal control relevant to the preparation and presentation of the financial statements that give a true and fair view and are free from material misstatement, whether due to fraud or error.

**3. Auditors' Responsibility**

Our responsibility is to express an opinion on these financial statements based on our audit. We have conducted our audit in accordance with auditing standards generally accepted in India. These Standards require that we comply with ethical requirements and plan and perform the audit to obtain reasonable assurance about whether the financial statements are free from material misstatement. An audit includes examining, on a test basis, evidence supporting the amounts and disclosures in the financial statements. An audit also includes evaluating the appropriateness of the accounting policies used and the reasonableness of the accounting estimates made by the Management, as well as evaluating the overall presentation of the financial statements.

We believe that the audit evidence we have obtained is sufficient and appropriate to provide a basis for our audit opinion.



**4. Opinion**

On the basis of our examination we report that:

1. We have obtained all the information, which to the best of our knowledge and belief were necessary for the purpose of our audit.
2. The Balance Sheets and the Income & Expenditure Accounts dealt with by this Report are in agreement with the books of account.
3. In our opinion, the accounts are maintained in conformity with requirements of the accounting policy introduced by the CSI Executive Committee.
4. In our opinion and to the best of our information and according to the explanations given to us, the statement together with the schedules attached and read with the Accounting Policies and notes give a true and fair view :


- i. In the case of the Balance Sheets of the state of affairs as at 31<sup>st</sup> March, 2016 and 30<sup>th</sup> September, 2016.

And


- ii. In the case of the Income & Expenditure Account of the deficit for the year ended on 31<sup>st</sup> March, 2016 and also for the period from 1<sup>st</sup> April, 2016 to 30<sup>th</sup> September, 2016.

For and on behalf of

**Thakurdesai & Associates,**  
Chartered Accountants,  
Firm Regn. No. : 110944W

  
**N. B. Pataskar.**  
Partner

M. No. : 32674



**Computer Society of India**  
302, Archana Arcade, Opp. Railway Reservation Complex,  
Secundarabad

Balance Sheet as on 31.03.2016

Liabilities	Rs.	Rs.
<b>General Reserves:</b>		
Opening Balance	3,345,039	
Less: Transfer of Deficit form Income & Expenditure A/c.	(956,881)	2,388,158
<b>Building Fund</b>	2,561,240	
<b>Capital Fund</b>	2,806,218	5,367,458
<b>Loans (Liability):</b>		
Loan from HQ for acquiring Building Premises	54,540	
Mebership Sub. & Life Membership Payable to HQ	1,901	56,441
<b>Current Liabilities:</b>		
Sundry Creditors	199,670	
Sundry Creditors for expenses	17,108	
Provision for expenses payable	23,278	
provision for other liabilities (GDAC)	225,000	
Seed Amount from CSI HQ	200,000	
Service Tax	339,608	1,004,664
<b>Total Liabilities</b>		<b>8,816,721</b>

Assets	Rs.	Rs.
<b>Fixed Assets:</b>		
Air Conditioner	4,468	
Electrical Fittings	5,742	
Furniture & Fixtures	31,856	
Furniture & Fixtures - CSI New	2,102,710	
HP Printer	7,967	
Internal Piping - CSI New	353,400	
Office Equipment	2,501	
Over Head Projector	11,671	
Projector - New	101,981	
Water Filter	152	2,622,447
<b>Current Assets:</b>		
Deposits (Asset)	4,828	
Loans & Advances (Asset)	2,433,954	
Sundry Debtors	2,442,766	
Cash in hand	2,299	
Bank Accounts	517,753	
Advance for Expenses	20,000	
Receivable form HQ	726,078	
TDS	46,596	6,194,274
<b>Total Assets</b>		<b>8,816,721</b>

For and on behalf of  
Thakurdesai & Associates,  
Chartered Accountants (FRN 110944W)

*N. B. Pataskar*  
N. B. Pataskar  
Partner  
10th November, 2016




**Computer Society of India**  
302, Archana Arcade,  
Opp.: Railway Reservation Complex,  
**Secunderabad**

**Income & Expenditure Account for the year ended 31.03.2016**

Expenditure	Rs.	Rs.	Income	Rs.	Rs.
<b>Indirect Expenses</b>		<b>15,72,689</b>	<b>Indirect Incomes</b>		<b>6,15,808</b>
Accommodation Expenses	18,000		Bank Interest	19,620	
Accounting Charges	40,000		CSDS Diamond Sponsorship	2,25,000	
Advertisement Expenses	500		CSDS Gold Sponsorship	50,000	
Bank Charges	300		CSDS Other Receipts	588	
Conveyance Expenses	4,860		CSDS Registrations	1,09,500	
CSI HQ Audit Expenses	2,122		CSDS Silver Sponsorships	75,000	
Decoration Expenses	38,000		Golden Jubilee Registrations	14,000	
Depreciation	1,46,818		SIG BIG DATA Registrations	1,22,100	
Electricity Charges	13,748				
Event Management Expenses	51,560		Excess of Expenditure over Income (Deficit)		9,56,881
Expenses Towards Auditorium	26,000				
Food Expenses	2,28,000				
Hire Charges	64,600				
Hoardings & Banner Expenses	55,706				
Kits, Mementoes & Others	1,37,470				
Meetings & Others	46,710				
Miscellaneous Expenses	11,825				
Office Maintenance	67,664				
Photography & Videography	98,500				
Postage Expenses	424				
Printing & Stationery	1,124				
Property Tax	42,938				
Refreshment Expenses	2,557				
Salaries	1,20,000				
Seminar Expenses	75,000				
Streaming, Film Making & Networking	1,20,750				
Telephone Charges	7,960				
Travelling Expenses	88,843				
Website Maintenance	42,710				
Workshop Expenses	18,000				
<b>Total</b>		<b>15,72,689</b>	<b>Total</b>		<b>15,72,689</b>

For and on behalf of  
Thakurdesai & Associates,  
Chartered Accountants

*N.B. Patil*  
N.B. Patil  
Partner  
10<sup>th</sup> November, 2016




**Computer Society of India**  
302, Archana Arcade, Opp. Railway Reservation Complex,  
**Secundarabad**

**Balance Sheet as on 30.09.2016**

<b>Liabilities</b>	<b>Rs.</b>	<b>Rs.</b>
<b>General Reserves:</b>		
Opening Balance	2,388,158	
Less: Transfer of Deficit form Income & Expenditure A/c for the pperiod from 01.04.2016 to 30.09.2016	(53,706)	2,334,452
<b>Building Fund</b>	2,561,240	
<b>Capital Fund</b>	2,806,218	5,367,458
<b>Loans (Liability):</b>		
Loan from HQ for acquiring Building Premises	54,540	
Mebership Sub. & Life Membership Payable to HQ	1,901	56,441
<b>Current Liabilities:</b>		
Sundry Creditors	7,000	
Sundry Creditors for expenses	17,108	
Provision for expenses payable	23,278	
provision for other liabilities (GDAC)	225,000	
Seed Amount from CSI HQ	200,000	
Service Tax	339,608	
TDS Payable	51,467	863,461
<b>Total Liabilities</b>		<b>8,621,812</b>
<b>Assets</b>	<b>Rs.</b>	<b>Rs.</b>
<b>Fixed Assets:</b>		
Air Conditioner	4,468	
Air Conditioner CSI New	426,668	
CC Camera - New	69,457	
Electrical Fittings	5,742	
Furniture & Fixtures	31,856	
Furniture & Fixtures - CSI New	3,343,316	
HP Printer	7,967	
Internal Piping - CSI New	1,034,678	
Laptop - New	29,399	
Office Equipment	2,501	
Over Head Projector	11,671	
Printer - New	20,843	
Projector - New	165,926	
Video Conferencing System - New	210,000	
Water Filter	152	5,364,643
<b>Current Assets:</b>		
Deposits (Asset)	4,828	
Loans & Advances (Asset)	3,467	
Sundry Debtors	2,376,641	
Cash in hand	379	
Bank Accounts	79,180	
Advance for Expenses	20,000	
Receivable form HQ	726,078	
TDS	46,596	3,257,169
<b>Total Assets</b>		<b>8,621,812</b>

For and on behalf of  
Thakurdesai & Associates,  
Chartered Accountants (FRN 110944W)

*N B Pataskar*  
N B Pataskar  
Partner  
10th November, 2016




**Computer Society of India**  
 302, Archana Arcade,  
 Opp.: Railway Reservation Complex,  
Secunderabad


**Income & Expenditure Account for the period from 01.04.2016 to 30.09.2016**

Expenditure	Rs.	Rs.	Income	Rs.	Rs.
<b>Indirect Expenses</b>		53,706	<b>Indirect Incomes</b>	-	-
Accounting Charges	15,000				
Electricity Charges	2,181				
Office Maintenance	14,804				
Salaries	20,000				
Telephone Charges	1,721				
			Excess of Expenditure over Income (Deficit)		53,706
<b>Total</b>		<b>53,706</b>	<b>Total</b>		<b>53,706</b>

For and on behalf of  
 Thakurdesai & Associates,  
 Chartered Accountants (FRN110944W)

  
 N B Pataskar  
 Partner

10<sup>th</sup> November, 2016



**CSI, Hyderabad Chapter Worksheet**

**1) Adjustents carried out in Capital Fund and Chapter Fund:**

Particulars	Capital Fund (Rs.)	Chapter Fund (Rs.)
As per the Statement submitted by the Chapter	2,452,180	2,742,196
Add back adjustment of deficit in Income & Expenditure A/c for the year ended 31.03.2016	354,038	602,843
Total as on 31.03.2016	2,806,218	3,345,039
Less: Adjustment of deficit in Income & Expenditure A/c	-	(956,831)
Balance as on 31.03.2016	2,806,218	2,388,208
Deficit in Income & Expenditure A/c for the period ended on 30.09.2016	-	(53,706)
Balance as on 30.09.2016	2,806,218	2,334,502

**2) Funds with CSI Hyderabad Chapter:**

This Fund has been treated as General Reserves of the Chapter and deficit in Income & Expenditure A/c has been adjusted in the said A/c.

