

**THAKURDESAI & ASSOCIATES**  
**CHARTERED ACCOUNTANTS**

MAY QUEEN, 492, 33RD ROAD,  
BANDRA (WEST), MUMBAI – 400 050.  
TELEPHONE : 2646 4407 / 4600  
FAX : 2600 4312  
e-mail : caudayt@gmail.com

**AUDITORS' REPORT**

**1. Report on the Financial Statements**

We have examined the accompanying financial statements of **Computer Society of India, Indore Chapter** which comprises of Balance Sheet as at 31<sup>st</sup> March, 2016 and also the Income and Expenditure Account for the year ended on that date and the summary of significant accounting policies and other explanatory information.

**2. Management's Responsibility for the Financial Statements**

The Management is responsible for the preparation of these financial statements that give a true and fair view of the financial position and financial performance of the Society. This responsibility includes the design, implementation and maintenance of internal control relevant to the preparation and presentation of the financial statements that give a true and fair view and are free from material misstatement, whether due to fraud or error.

**3. Auditors' Responsibility**

Our responsibility is to express an opinion on these financial statements based on our audit. We have conducted our audit in accordance with auditing standards generally accepted in India. These Standards require that we comply with ethical requirements and plan and perform the audit to obtain reasonable assurance about whether the financial statements are free from material misstatement. An audit includes examining, on a test basis, evidence supporting the amounts and disclosures in the financial statements. An audit also includes evaluating the appropriateness of the accounting policies used and the reasonableness of the accounting estimates made by the Management, as well as evaluating the overall presentation of the financial statements.

We believe that the audit evidence we have obtained is sufficient and appropriate to provide a basis for our audit opinion.



**4. Opinion**

On the basis of our examination we report that :

1. We have obtained all the information, which to the best of our knowledge and belief were necessary for the purpose of our audit.
2. The Balance Sheet and the Income & Expenditure Account dealt with by this Report are in agreement with the books of account.
3. In our opinion, the accounts are maintained in conformity with requirements of the accounting policy introduced by the CSI Executive Committee.
4. In our opinion and to the best of our information and according to the explanations given to us, the statement together with the schedules attached and read with the Accounting Policies and notes give a true and fair view :


- i. In the case of the Balance Sheet, of the state of affairs as at 31<sup>st</sup> March, 2016.

And

- ii. In the case of the Income & Expenditure Account of the deficit for the year ended on that date.

For and on behalf of

**Thakurdesai & Associates,**  
Chartered Accountants,



**U. V. Thakurdesai.**  
Partner

M. No. : 35154



**Computer Society of India  
Indore Chapter**

**Balance Sheet as at 31st March, 2016**

Particulars	Schedule No.	As on 31.03.2016 (Rs.)	As on 31.03.2015 (Rs.)
<b>I. LIABILITIES</b>			
<b>FUNDS</b>			
<b>General Funds &amp; Exp. Account</b>			
Opening Balance		188,420	383,324
Add: Interest on FD's wrongly short credited in earlier years		-	
Add: Transferred from Income and Expenditure A/c.		(67,219)	(194,904)
		<b>121,201</b>	<b>188,420</b>
Building Fund		-	-
<b>LOANS &amp; ADVANCES</b>			
Other loans from HQ		-	-
<b>CURRENT LIABILITIES &amp; PROVISIONS</b>			
<b>Sundry Creditor</b>			
For Expenses		-	-
For Others		-	-
Provision for Expenses		-	-
Other Deposits received		100,000	100,000
		<b>100,000</b>	<b>100,000</b>
<b>Total</b>		<b>221,201</b>	<b>288,420</b>
<b>II. ASSETS</b>			
<b>FIXED ASSETS</b>			
Net Block	A	2,832	3,920
<b>INVESTMENTS</b>			
Public Sector Companies		-	-
With HQ (CSI 97 share & Accrued Interest thereon)		-	-
<b>CURRENT ASSETS LOANS &amp; ADVANCES</b>			
<b>Current Assets</b>			
Interest Accrued on Fixed Deposit		-	-
<b>Sundry Debtors</b>			
<b>Cash &amp; Bank Balances</b>			
Cash in Hand		-	-
<b>Bank Balances with Scheduled Banks</b>			
In SB A/c			
State Bank of India		218,369	284,500
In Fixed Deposit Account		-	-
<b>LOANS &amp; ADVANCES – Unsecured-Considered Good</b>			
<b>Notes on Accounts</b>	D		
<b>Total</b>		<b>221,201</b>	<b>288,420</b>

*Seth*  
Chairman


*for*  
Vice-Chairman

*Jyoti*  
Secretary

*RP*  
Treasurer

For and on behalf of  
**Thakurdesai & Associates,**  
Chartered Accountants (FRN 110944W)

*shw*  
**L.V. Thakurdesai**  
Partner  
3rd September, 2016



**Computer Society of India, Indore Chapter**

**Income and Expenditure Account for the year ended 31st March, 2016**


Particulars	Schedule No.	As on 31.03.2016 (Rs.)	As on 31.03.2015 (Rs.)
<b><u>INCOME</u></b>			
<b><u>Courses in Advance Technical Areas</u></b>			
Course Fees			
<b><u>Conference Concerned with Development of Technology &amp; Education</u></b>			
Seminar/Workshop/Exhibition Income		34,090	4,500
Sponsorship for Student Program			
<b><u>Membership Share from Head Quarter (Chapter Share)</u></b>		2,563	-
<b><u>Bank Interest</u></b>			
On Fixed Deposit		-	105,709
Interest on Savings Accounts		11,455	8,051
<b><u>Other Income</u></b>			
Miscellaneous Income		1,106	
Grants/ Sponsorship Received			
Hall Usage Charges			
<b>Excess of Expenditure over Income [ Loss ]</b>		67,219	194,904
<b>Total</b>		<b>116,433</b>	<b>313,164</b>
<b><u>EXPENDITURE</u></b>			
<b><u>Courses in Advance Technical Areas</u></b>			
Course Fees			
<b><u>Conference Concerned with Development of Technology &amp; Education</u></b>			
Seminar/Workshop/Exhibition		-	-
Technical Lectures/ Exhibitions & Co-Sponsoring			243,326
Sponsorship for Student Programs			-
<b><u>Direct Expenses</u></b>			
Newsletter / Hard Copy			-
<b><u>Establishment Expenses</u></b>			
	B	-	-
<b><u>Administrative Expenses</u></b>			
	C	115,345	69,838
<b><u>Depreciation on Fixed Assets</u></b>			
	A	1,088	-
<b>Excess of Income over Expenditure [ Income ]</b>			
<b>Notes on Accounts</b>			
	D		
<b>Total</b>		<b>116,433</b>	<b>313,164</b>


  
Chairman

  
Vice-Chairman

  
Secretary

  
Treasurer

For and on behalf of  
**Thakurdesai & Associates,**  
Chartered Accountants (FRM-119044W)  
  
U.V. Thakurdesai  
Partner  
3rd September, 2016




**Computer Society of India  
Indore Chapter**

**Schedule - A : Fixed Assets**

(Amount in Rs.)

Particulars	Rate	COST				Depreciation				Written Down Value	
		As on 31.03.2015	Addition	Deletions	As on 31.03.2016	As on 01.04.2015	Deletions	For the year	Total up to 31.03.2016	As on 31.03.2016	As on 31.03.2015
Office Equipment	15%	3,920	-	-	3,920	588	-	499.80	1,088	2,832	3,332
<b>TOTAL</b>		<b>3,920</b>	<b>-</b>	<b>-</b>	<b>3,920</b>	<b>588</b>	<b>-</b>	<b>500</b>	<b>1,088</b>	<b>2,832</b>	<b>3,332</b>

Note : As the Depreciation for the FY 2014-15 was not calculated, it was calculated during the year 2015-16 and added to the depreciation for the year 2015-16  
Hence, the total Depreciation charged during the FY 2015-16 is Rs. 588+499.80 = 1088



**Computer Society of India  
Indore Chapter**

**Schedule - B : Establishment Expenses**

Particulars	As on 31.03.2016 (Rs.)	As on 31.03.2015 (Rs.)
Salaries & Wages	-	-
Conveyance Allowance	-	-
<b>Total</b>	-	-

**Schedule - C : Administrative Expenses**

Particulars	As on 31.03.2016 (Rs.)	As on 31.03.2015 (Rs.)
Traveling Expenses	46,398	-
Meeting Expenses	1,185	-
Office Rent	60,000	-
Office Expenses	7,159	69,838
Refreshment Expenses	353	-
Bank Charges	250	-
<b>Total</b>	<b>115,345</b>	<b>69,838</b>



**Computer Society of India  
Indore Chapter**

**Schedule - D : Accounting Policies and Notes on Accounts**

**A. Accounting Policies:**

**1. Basis of Accounting**

The accounts of the CSI, Indore Chapter are drawn up on historical cost and accrual basis.

**2. Revenue Recognition**

The membership Fees are recognized as and when it becomes due. Interest on Fixed Deposits of the Society is taken into account on an accrual basis during the Current year.

**3. Fixed Assets.**

All Fixed Assets are shown on historical Cost basis and are stated at their written down value at the beginning of the year plus additions, if any, less depreciation for the year.

**4. Depreciation.**

All Fixed assets are depreciated under the WDV method at the rates specified in the Income Tax Act, 1961 Depreciation on any addition is charged on pro-rata basis.

**B. Notes on Account**

1. Previous year's figures have been regrouped and rearranged wherever considered necessary.
2. Figures have been rounded off to the nearest rupee.

