

THAKURDESAI & ASSOCIATES
CHARTERED ACCOUNTANTS

MAY QUEEN, 492, 33RD ROAD,
BANDRA (WEST), MUMBAI - 400 050.
TELEPHONE : 2646 4407 / 4600
FAX : 2600 4312
e-mail : caudayt@gmail.com

AUDITORS'S REPORT

1. Report on the Financial Statements

We have examined the accompanying financial statements of **Computer Society of India, Mumbai Chapter** having its Office at Unit No. 3, 4th Floor, Samruddhi Venture Park, MIDC Andheri (East), Mumbai - 400093, which comprises of Balance Sheet as at 31st March, 2016 and also the Income and Expenditure Account for the year ended on that date and the summary of significant accounting policies and other explanatory information.


2. Management's Responsibility for the Financial Statements

The Management is responsible for the preparation of these financial statements that give a true and fair view of the financial position and financial performance of the Society. This responsibility includes the design, implementation and maintenance of internal control relevant to the preparation and presentation of the financial statements that give a true and fair view and are free from material misstatement, whether due to fraud or error.

3. Auditors' Responsibility

Our responsibility is to express an opinion on these financial statements based on our audit. We have conducted our audit in accordance with auditing standards generally accepted in India. These Standards require that we comply with ethical requirements and plan and perform the audit to obtain reasonable assurance about whether the financial statements are free from material misstatement. An audit includes examining, on a test basis, evidence supporting the amounts and disclosures in the financial statements. An audit also includes evaluating the appropriateness of the accounting policies used and the reasonableness of the accounting estimates made by the Management, as well as evaluating the overall presentation of the financial statements.

We believe that the audit evidence we have obtained is sufficient and appropriate to provide a basis for our audit opinion.



4. Opinion

On the basis of our examination we report that :

1. We have obtained all the information, which to the best of our knowledge and belief were necessary for the purpose of our audit.
2. The Balance Sheet and the Income & Expenditure Account dealt with by this Report are in agreement with the books of account.
3. In our opinion, the accounts are maintained in conformity with requirements of the accounting policy introduced by the CSI Executive Committee.
4. In our opinion and to the best of our information and according to the explanations given to us, the statement together with the schedules attached and read with the Accounting Policies and notes give a true and fair view :
 - i. In the case of the Balance Sheet, of the state of affairs as at 31st March, 2016.

And

- ii. In the case of the Income & Expenditure Account of the deficit for the year ended on that date.

For and on behalf of

Thakurdesai & Associates,
Chartered Accountants,


N.B. Pataskar.

Partner

M. No. : 32674



**Computer Society of India
Mumbai Chapter**

Balance Sheet as at 31st March, 2016

Particulars	Schedule No.	As on 31.03.2016 (Rs.)	As on 31.03.2015 (Rs.)
I. LIABILITIES			
FUNDS			
General Funds & Exp. Account			
Opening Balance		9,736,962	11,120,584
Less: Deficit transferred from Income and Expenditure A/c.		(108,397)	(1,383,622)
		9,628,565	9,736,962
Building Fund		75,000	75,000
Student Activities Fund		61,667	61,667
		-	-
LOANS & ADVANCES			
CURRENT LIABILITIES & PROVISIONS			
Sundry Creditors			
For Expenses	12,831		9,686
For Others	-	12,831	2,562
Provision for Expenses		56,886	44,362
Provision for Other Liabilities		1,215,500	653,146
Lecture/Course Fee received in Advance		3,750	3,750
		11,054,199	10,587,135
Total			
II. ASSETS			
FIXED ASSETS			
Net Block	A	1,039,279	1,288,935
HQ- Building A/c		4,206,591	4,206,591
CURRENT ASSETS LOANS & ADVANCES			
Current Assets			
Interest Accrued on Fixed Deposit	B	138,437	266,317
Sundry Debtors (unsecured, considered good)			
For CSI HQ (Exps. Receivable)		257,715	491,878
For CAS (Centre for Adv. Studies)		199,430	199,430
For Others	E	502,387	788,054
		959,532	1,479,362
Cash & Bank Balances			
Cash in Hand		12,531	19,344
Bank Balances with Scheduled Banks			
In S/B A/C			
State Bank of India - Marol		1,523,366	(124,193)
In Fixed Deposit Account	B		
State Bank of India - Marol		3,158,581	3,419,747
LOANS & ADVANCES – Unsecured-Considered Good			
Other Deposit – Security			
Shares in Floral Deck Plaza		250	250
Deposit with Reliance Energy Limited		9,782	9,782
Deposit with MTNL		1,000	1,000
		11,032	11,032
Advances From Expenses		4,850	20,000
Notes on Accounts	F		
Total		11,054,199	10,587,135

Mr. Uttam Mane
Chairman

Mr. Abraham Koshy
Vice-Chairman

Mr. Ajit Joshi
Secretary

Ms. Shilpa Wagh
Treasurer

For and on behalf of
Thakurdesai & Associates,
Chartered Accountants (FRN 110944W)



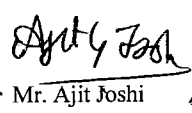

N.B. Pataskar
Partner



Computer Society of India, Mumbai Chapter


Income and Expenditure Account for the year ended 31st March, 2016

Particulars	Schedule No.	As on 31.03.2016 (Rs.)	As on 31.03.2015 (Rs.)
<u>INCOME</u>			
<u>Courses in Advance Technical Areas</u>			
Course Fees		4,206,734	4,770,945
<u>Membership Share from Head Quarter</u> (Chapter Share)		-	89,000
<u>Bank Interest</u>			
On Fixed Deposit		322,321	286,044
Interest on Savings Accounts		26,267	43,480
<u>Prior Period Income</u>		250,356	100,896
<u>Other Income</u>			
Miscellaneous Income		231,115	71,360
Excess of Expenditure over Income [Deficit]		108,397	1,383,622
Total		5,145,190	6,745,347
<u>EXPENDITURE</u>			
<u>Courses in Advance Technical Areas</u>			
Course Materials		2,343,435	2,806,893
<u>Conference Concerned with Development of Technology & Education</u>			
Technical Lectures		12,672	23,125
<u>Book Publications</u>			
Newsletter / Hard Copy		-	4,500
<u>Establishment Expenses</u>	C	1,214,235	1,593,365
<u>Administrative Expenses</u>	D	1,311,820	1,844,900
<u>Depreciation on Fixed Assets</u>	A	249,656	472,102
<u>Prior Period Adjustments</u>		13,372	462
Excess of Income over Expenditure		-	-
Notes on Accounts	F		
Total		5,145,190	6,745,347

Mr. Uttam Mane Chairman
 Mr. Abraham Koshy Vice-Chairman
 Mr. Ajit Joshi Secretary
 Ms. Shilpa Wagh Treasurer

For and on behalf of
Thakurdesai & Associates,
 Chartered Accountants (FRN 110944W)


N. B. Pataskar
 Partner



**Computer Society of India
Mumbai Chapter**

Schedule - A : Fixed Assets

(Amount in Rs.)

Particulars	Rate	COST				Depreciation				Written Down Value	
		W.D.V. As on 31.03.2015	Addition	Deletions	As on 31.03.2016	As on 01.04.2015	Deletions	For the year	Total up to 31.03.2016	As on 31.03.2016	As on 31.03.2015
Furniture & Fixture	10%	856,123	-	-	856,123	-	-	85,612	85,612	770,511	856,123
Office Equipments	15%	166,891	-	-	166,891	-	-	25,034	25,034	141,857	166,891
Computers	60%	231,684	-	-	231,684	-	-	139,010	139,010	92,674	231,684
Library Books	0%	34,237	-	-	34,237	-	-	-	-	34,237	34,237
TOTAL		1,288,934	-	-	1,288,934	-	-	249,656	249,656	1,039,279	1,288,935



**Computer Society of India
Mumbai Chapter**

Schedule - B : Fixed Deposit

Bank Name	FD NO.	Date of Deposit	Date of Maturity	Rate of Interest (in %)	Amount of Deposit (in Rs.)	Amount of Maturity (in Rs.)	Interest Accrued as on 31.03.2016 (in Rs.)
SBI, Marol	32628634381	11.03.2015	11.03.2016	8.50	1,413,519	1,537,552	120,149
SBI, Marol	31971051664	08.02.2016	08.11.2017	7.50	274,530	312,653	2,877
SBI, Marol	32628631776	08.02.2016	08.11.2017	7.50	145,702	165,935	1,527
SBI, Marol	32628632850	08.02.2016	08.11.2017	7.50	145,702	165,935	1,527
SBI, Marol	32768619645	08.02.2016	08.11.2017	7.50	1,179,128	1,342,871	12,357
Total					3,158,581	3,524,946	138,437



**Computer Society of India
Mumbai Chapter**

Schedule - C : Establishment Expenses


Particulars	As on 31.03.2016 (Rs.)	As on 31.03.2015 (Rs.)
Salaries & Wages	995,995	1,214,755
Event Allowance	179,300	302,000
Provident Fund (Chapter's contribution)	38,940	52,860
Gratuity Paid	-	23,750
Total	1,214,235	1,593,365

Schedule - D : Administrative Expenses


Particulars	As on 31.03.2016 (Rs.)	As on 31.03.2015 (Rs.)
<u>Repairs & Maintenance:</u>		
Building (Infrastructure Charges to HQ)	360,984	360,000
Office Equipment, Furniture & fixtures	44,502	108,731
Celebrations/ Functions Expenses	13,480	98,358
Office Maintenance	27,701	47,056
Professional & Consultancy Fees	71,500	339,864
Rent, Rates & Taxes	90,292	73,667
Electricity Charges	34,820	36,525
Meeting Expenses	17,744	55,086
Miscellaneous Exp.	185,120	271,078
Bank Charges	12,139	10,156
<u>Auditor's Remuneration:</u>		
Audit Fees	-	-
For Expenses	380	225
Postage & Telegram	15,138	11,032
Printing & Stationery	110,248	117,046
Staff Welfare Expenses	65,650	68,678
Telephone Charges	130,029	120,819
Traveling Exp.	132,094	126,580
Total	1,311,820	1,844,900

Schedule - E : Outstanding Receipts


Name of the party	As on 31.03.2016 (Rs.)
TCS - Seemana Sarkar	6,742
BPCL	15,731
Kotak Mahindra	7,865
GOLS	15,169
Accenture	300,000
Amit Desai	10,305
Amit Desai	6,870
University of Leicester	5,355
Ingram Micro India Pvt. Ltd.	100,000
Jewelex	34,350
Total	502,387



Details of Courses Fees received during the year 2015-16	
Events/Seminars (Receipts)	Rs.
<i>Advance Excel 2010 - March 2016 (Rec)</i>	28,000
<i>Advance Excel 2010 - May 2015 (Rec)</i>	79,860
<i>Advance Excel 2010 (Polmann India Ltd.) (Rec)</i>	24,891
<i>Advance Excel - July 2015 (Numaligarh) (Rec)</i>	49,281
<i>Analytics with "R" July 2015 (Rec)</i>	91,680
<i>Analytics with R May 2015 (Rec)</i>	114,762
<i>Analytics with R - Nov 2015 (Rec)</i>	14,000
<i>ASP.Net - Sept. 2015 (Rec)</i>	95,000
<i>Behavioural Skill at Thirdware July 2015 (Rec)</i>	20,833
<i>Behavioural Skill at Thirdware Sept 15 (Rec)</i>	22,368
<i>Bus Transf & Enterprise Arch-TOGAF 9.1-Jan'16(REC)</i>	63,633
<i>Cassandra Apache & Spark May & June'15 (Rec)</i>	134,684
<i>Certification Course Six Sigma Greenbelt-July'15(R)</i>	42,000
<i>Cruise Control - Rave - June 2015 (Rec)</i>	100,351
<i>Digital Marketing Workshop - Dec 2015 (Rec)</i>	36,042
<i>Effective Copywriting (Tech Mahindra)-Nov'15 (Rec)</i>	45,415
<i>Email Marketing - Feb 2016 (Receipts)</i>	32,000
<i>Google Analytics - Aug 2015 (Rec)</i>	102,000
<i>Hadoop Based Architecture 20th & 21st May '15 (REC)</i>	63,719
<i>HTML 5 (Tech Mahindra) - Dec 2015 (Rec)</i>	48,000
<i>Infographics (Tech Mahindra) - Dec 2015 (Rec)</i>	37,000
<i>ISMS & Internal Audit Workshop - Jan 2016(Rec)</i>	91,380
<i>ISMS - May 2015 (Rec)</i>	31,871
<i>IT 2020 Jan 2016 (Rec)</i>	927,283
<i>Moodle (GOLS) - Aug 2015 (Rec)</i>	76,412
<i>MS Access - June 2015 (Rec)</i>	29,742
<i>Objectice-C(Xoriant)-Nov 2015 (Rec)</i>	163,493
<i>Oracle 11G PLSQL - Feb 2016 (Rec)</i>	52,402
<i>Oracle Database 11g:Admn I DBA (Rec)</i>	86,842
<i>Penetration Testing- Feb 2016 (Rec)</i>	74,505
<i>Pig & Hive - Axis Bank - June 2015 (Rec)</i>	300,000
<i>Project Management April 2015 (Rec)</i>	85,094
<i>Project Management - PMBOK - July 2015 (Rec)</i>	56,831
<i>Project Management (WNC) March 2016 (REC)</i>	86,900
<i>Project Risk Management March 2016 (Rec)</i>	6,389
<i>Python (ISRO) - June 2015 (Rec)</i>	285,000
<i>SAS - 11-12 Sept 15 (Axis Bank) (Rec)</i>	75,000
<i>SAS 18-19 Sept'15 (Axis Bank) Rec</i>	75,000
<i>Secure Java Developers - June 2015 (Rec)</i>	114,596
<i>Six Sigma Green Belt - Feb. 2016 (Rec)</i>	84,000
<i>Software Effort Estimation April 2015 (Rec)</i>	32,247
<i>Software Effort Estimation - Dec 2015 (Rec)</i>	75,675
<i>Software Effort Esti - Sept 15 - (RBI) (Rec)</i>	36,491
<i>Web Application Security - Dec 2015 (Rec)</i>	101,284
<i>Wireless Security March 2016 (Rec)</i>	12,777
Total	4,206,734



Details of Expenses incurred for the Courses in 2015-16	
Particulars	Amount
Advance Excel 2010 - Aug 2015 (Exp)	14,000
Advance Excel 2010-March 2016 (Exp)	19,980
Advance Excel 2010 - May 2015 (Exp)	32,671
Advance Excel 2010 (Polmann India Ltd.) Exp	14,000
Advance Excel - July '15 (Numaligarh) (Exp)	21,400
Analytics with "R" July 2015 (Exp)	40,556
Analytics with R-May 2015 (Exp)	46,732
ASP.Net - Sept 2015 (Exp)	52,800
Behavioral Skill at Thirdware July 2015 (Exp)	14,000
Behavioural Skill at Thirdware Sept 15 (Exp)	14,000
Bus Trans & Enterprise Arch-TOGAF 9.1-Jan'16 (Exp)	8,710
Cassandra Apache Spark May & June 2015(Exp)	100,875
Certification Course Six Sigma Greenbelt-July'15(E)	17,720
Cruise Control - Rave - June 2015 (Exp)	59,583
CSI Infocomm Programme - Sept 2015 (Exp)	239
Digital Marketing Workshop - Dec 2015 (Exp)	13,423
Effective Copywriting (Tech Mahindra)-Nov'15 (Exp)	16,425
Email Marketing - Feb. 2016 (Exp)	6,705
Google Analytics - Aug 2015 (Exp)	54,740
Hadoop Based Archintecture 20th & 21st May 2015 (Ex	30,741
HTML5+Javascript - Aug 2015 (Exp)	15,960
HTML 5 (Tech Mahindra)-Dec 2015 (Exp)	31,400
Infocomm Exhibition - Sept 2015 (Exp)	26,200
Infographics (Tech Mahindra) - Dec 2015 (Exp)	23,525
ISMS & Internal Audit Owrkshop - Jan 2016 (Exp)	40,014
ISMS - May 2015 (Exp)	18,599
IT 2020 Jan 2016 (Exp)	600,812
Moodle (GOLS) - Aug 2015 (Exp)	30,100
MS Access - June 2015 (Exp)	17,419
Objectice -C(Xoriant)-Nov'15 (Exp)	150,700
Oracle 11G PLSQL - Feb 2016 (Exp)	30,000
Oracle Database 11g: Admn I DBA (Exp)	53,500
Penetration Testing - Feb 2016 (Exp)	30,627
Pig & Hive - Axis Bank - June 2015 (Exp)	89,950
Pig & Hive-Axis Bank May 2015 (Exp)	80,650
Project Management April 2015 (Exp)	31,422
Project Management - PMBOK - July 2015 (Exp)	29,401
Project Management (WNC) March 2016 (Exp)	40,310
Python (ISRO) - June 2015 (Exp)	158,491
SAS-11-12 Sept 15 (Axis Bank) (Exp)	20,095
SAS 18-19 Sept'15 (Axis Bank) (Exp)	60,000
Secure Java Developer June 2015 (Exp)	54,294
Six Sigma Green Belt - Feb 2016 (Exp)	35,548
Software Effort Estimation April 2015 (Exp)	13,701
Software Effort Estimation - Dec 2015 (Exp)	34,562
Software Effort Esti - Sept 15 - RBI (Exp)	10,990
TOGAF - June 2015 (Exp)	3,579
Web Application Security - Dec 2015 (Exp)	32,286
Total	2,343,435



**Computer Society of India
Mumbai Chapter**

Schedule - F : Accounting Policies and Notes on Accounts

A. Accounting Policies:

1. Basis of Accounting

The accounts of the CSI, Mumbai Chapter are drawn up on historical cost and accrual basis.

2. Revenue Recognition

The membership Fees are recognized as and when it becomes due. Interest on Fixed Deposits of the Society is taken into account on an accrual basis during the Current year.

3. Fixed Assets

All Fixed Assets are shown on historical Cost basis and are stated at their written down value at the beginning of the year plus additions, if any, less depreciation for the year.

4. Depreciation

All Fixed assets (except books) are depreciated under the WDV method at the rates specified in the Income Tax Act, 1961 Depreciation on any addition is charged on pro-rata basis.

Head Quarter - Building a/c- The premises of Mumbai Chapter is treated as property of Head Quarter as per Head Quarter guidelines. Depreciation on Building is charged by Head Quarter in their books of account.

B. Notes on Account

1. Previous year's figures have been regrouped and rearranged wherever considered necessary.
2. Figures have been rounded off to the nearest rupee.

